

Global Economic Indicators: CRB Raw Industrials & Global Economy

Yardeni Research, Inc.

August 17, 2017

Dr. Edward Yardeni

516-972-7683

eyardeni@yardeni.com

Mali Quintana

480-664-1333

aquintana@yardeni.com

Please visit our sites at
www.yardeni.com
blog.yardeni.com



thinking outside the box

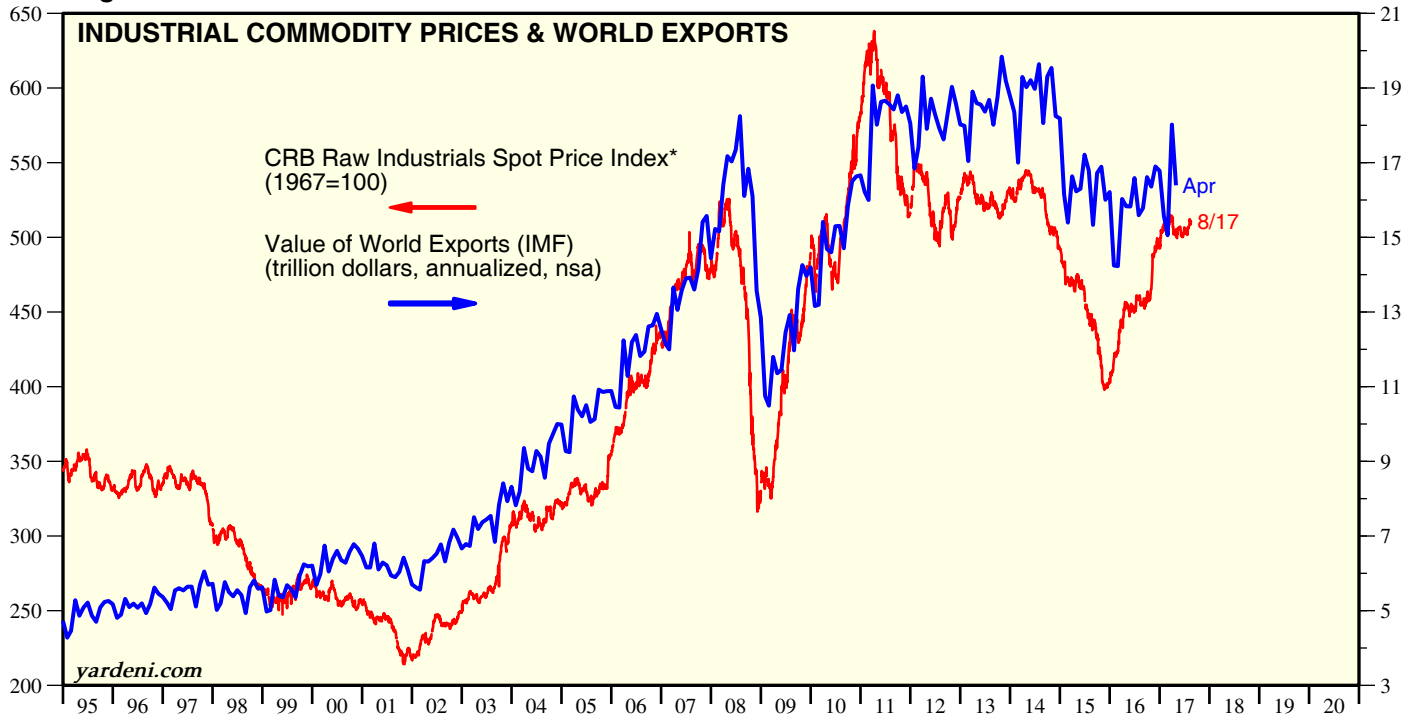
Table Of Contents

Commodity Price Indexes

1-5

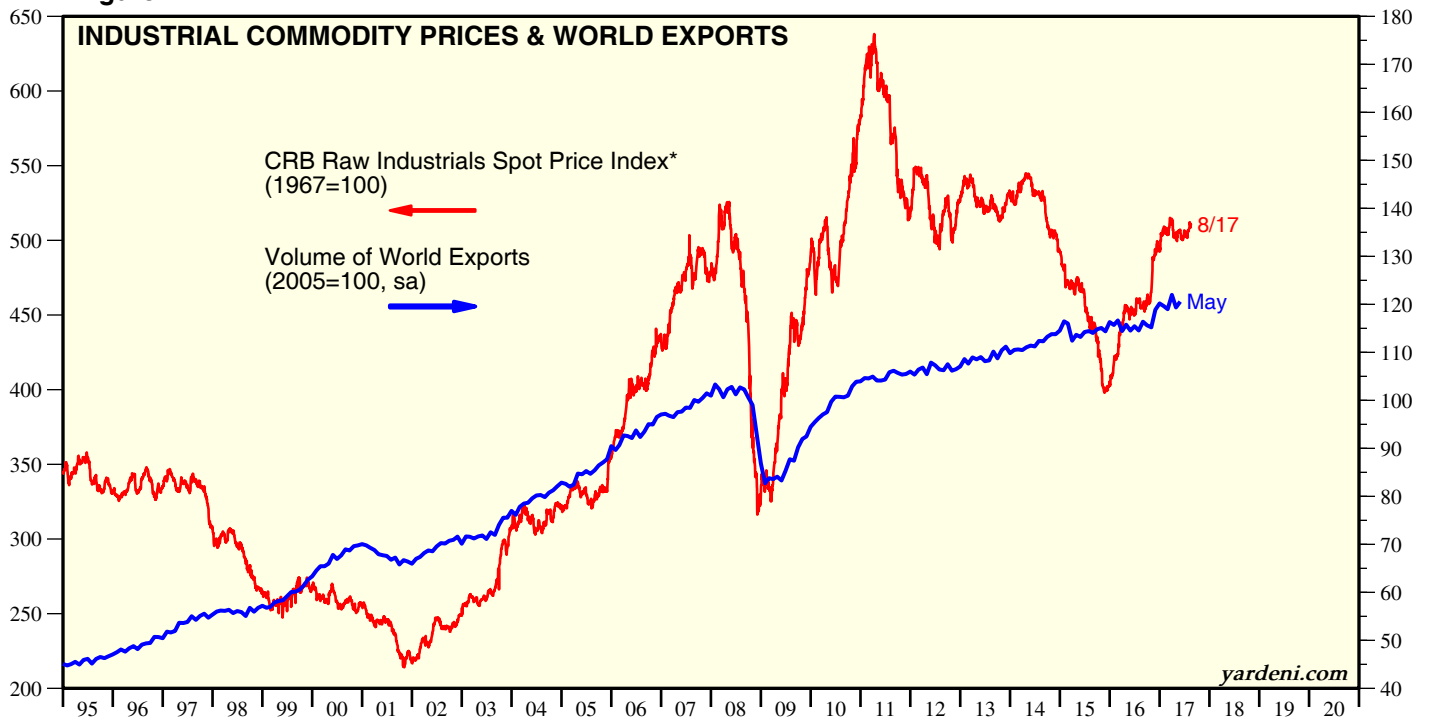
Commodity Price Indexes

Figure 1.



* Includes copper scrap, lead scrap, steel scrap, tin, zinc, burlap, cotton, print cloth, wool tops, hides, rosin, rubber, and tallow.
Source: Commodity Research Bureau and IMF.

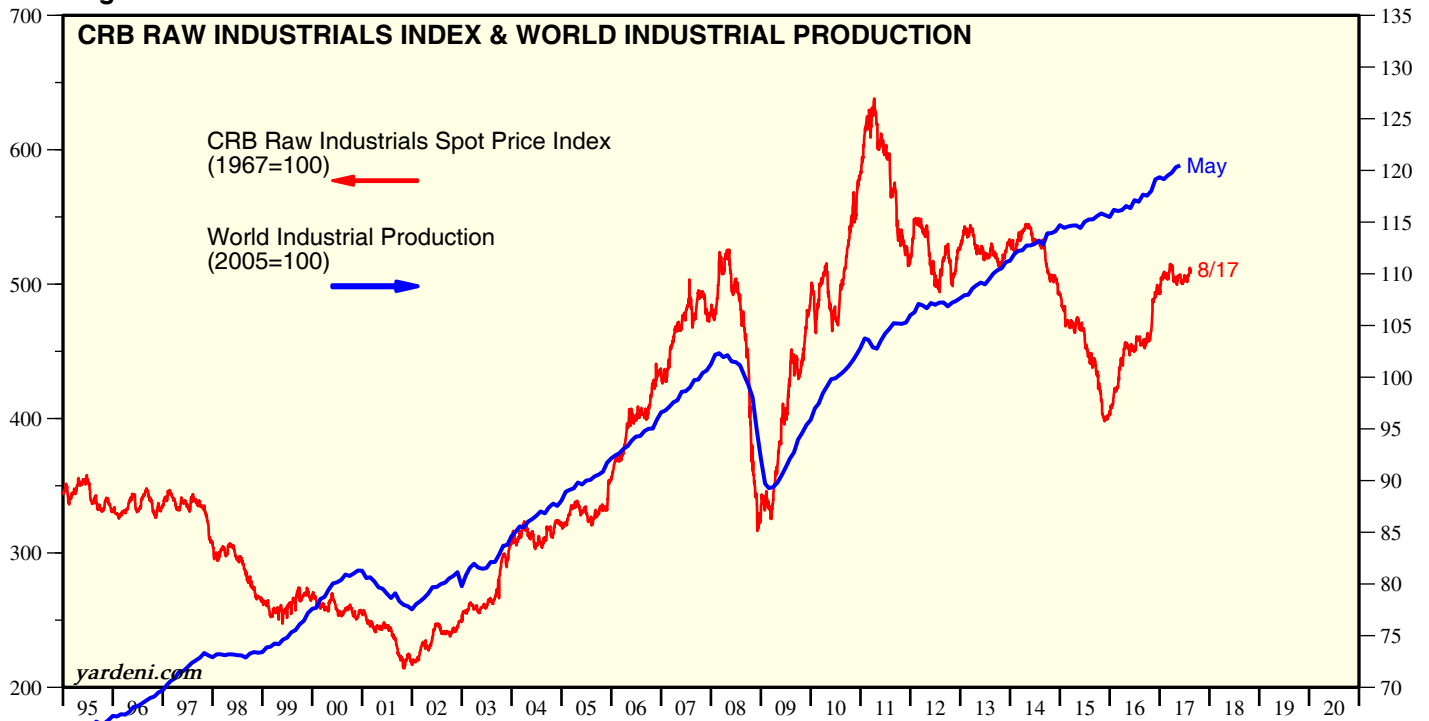
Figure 2.



* Includes copper scrap, lead scrap, steel scrap, tin, zinc, burlap, cotton, print cloth, wool tops, hides, rosin, rubber, and tallow.
Source: The Commodity Research Bureau and CPB Netherlands Bureau for Economic Policy.

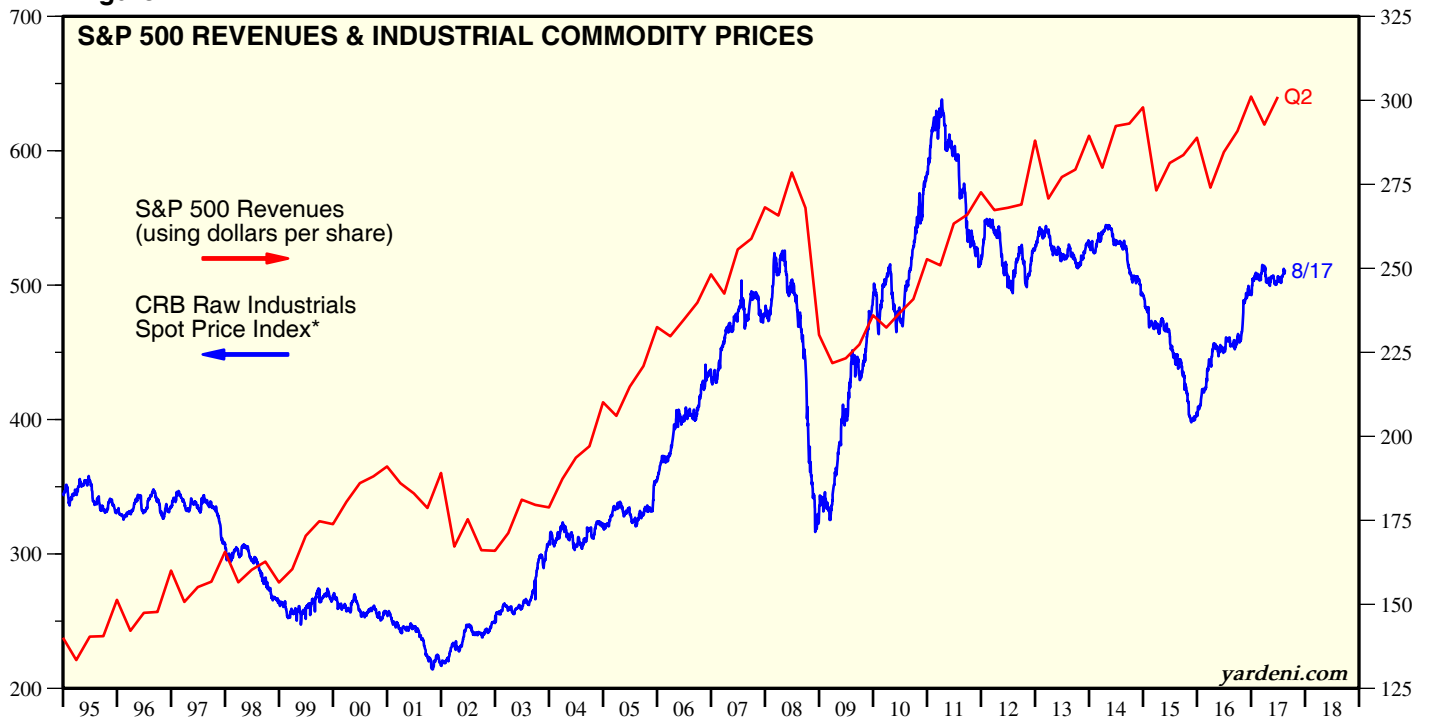
Commodity Price Indexes

Figure 3.



Source: Commodity Research Bureau and Netherlands Bureau for Economic Policy Analysis.

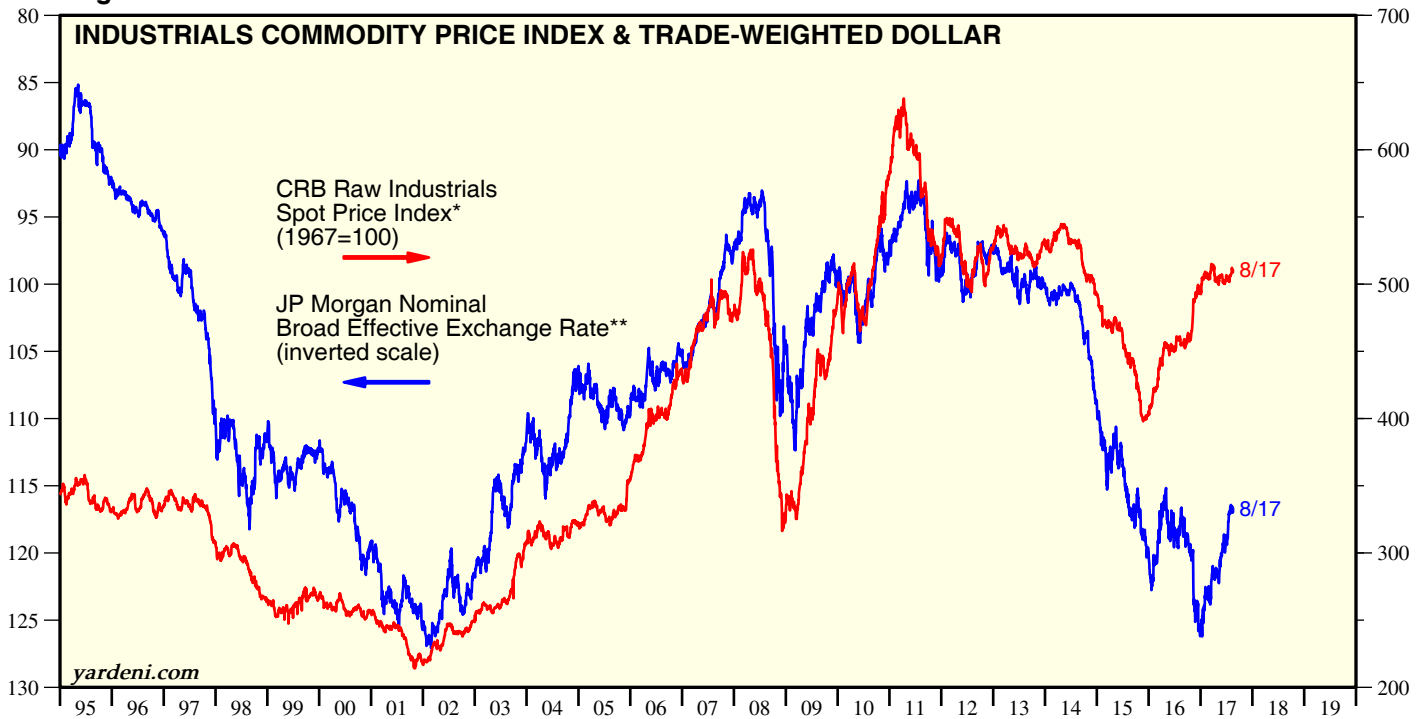
Figure 4.



* Includes copper scrap, lead scrap, steel scrap, tin, zinc, burlap, cotton, print cloth, wool tops, hides, rosin, rubber, and tallow.
Source: Standard & Poor's Corporation and Commodity Research Bureau.

Commodity Price Indexes

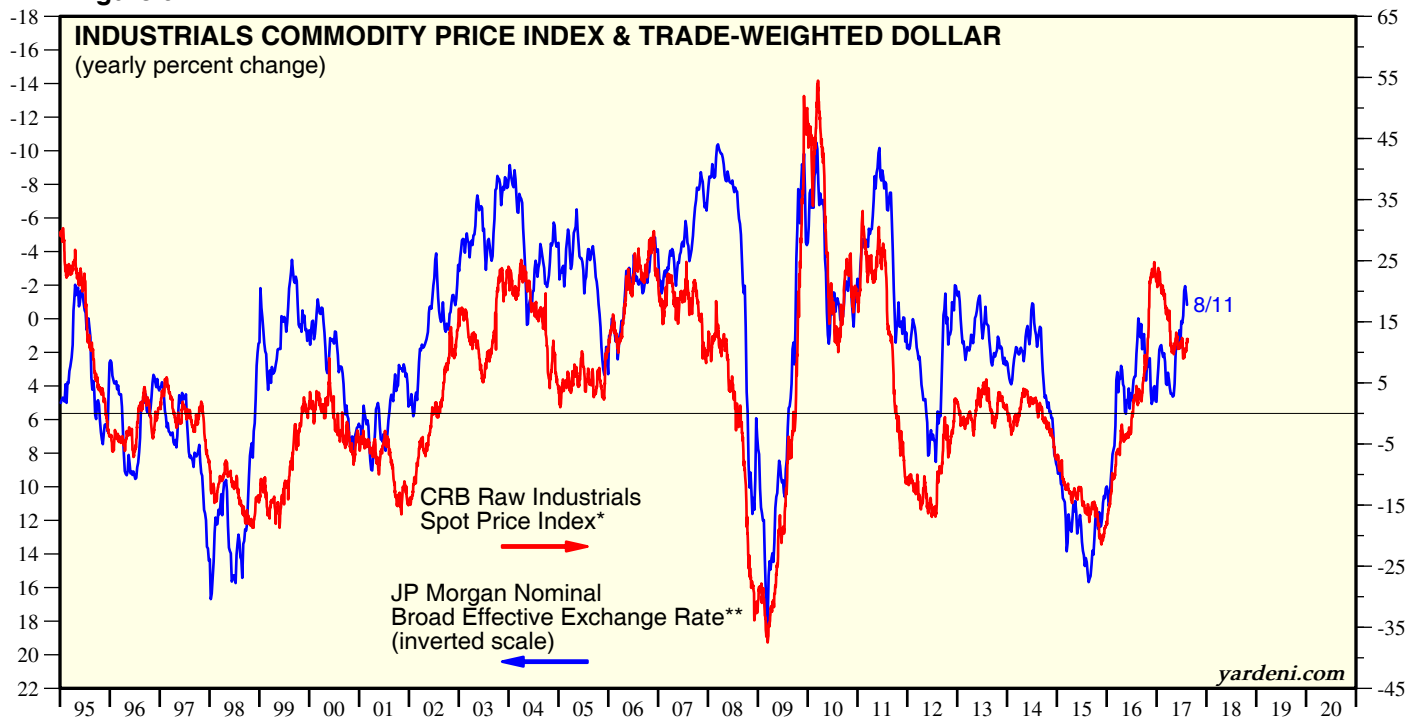
Figure 5.



* Includes copper scrap, lead scrap, steel scrap, tin, zinc, burlap, cotton, print cloth, wool tops, hides, rosin, rubber, and tallow.

** Argentina, Australia, Brazil, Bulgaria, Canada, Chile, China, Colombia, Croatia, Czech Republic, Denmark, Ecuador, Egypt, France, Germany, Hong Kong, Hungary, Japan, India, Indonesia, Israel, Italy, Korea, Kuwait, Malaysia, Mexico, Morocco, New Zealand, Nigeria, Norway, Pakistan, Panama, Peru, Philippines, Poland, Romania, Russia Saudi Arabia, Singapore, South Africa, Spain, Sweden, Switzerland, Taiwan, Thailand, Turkey, United Kingdom, Ukraine, Uruguay, Venezuela, Vietnam, and United States. Source: Commodity Research Bureau and JP Morgan.

Figure 6.

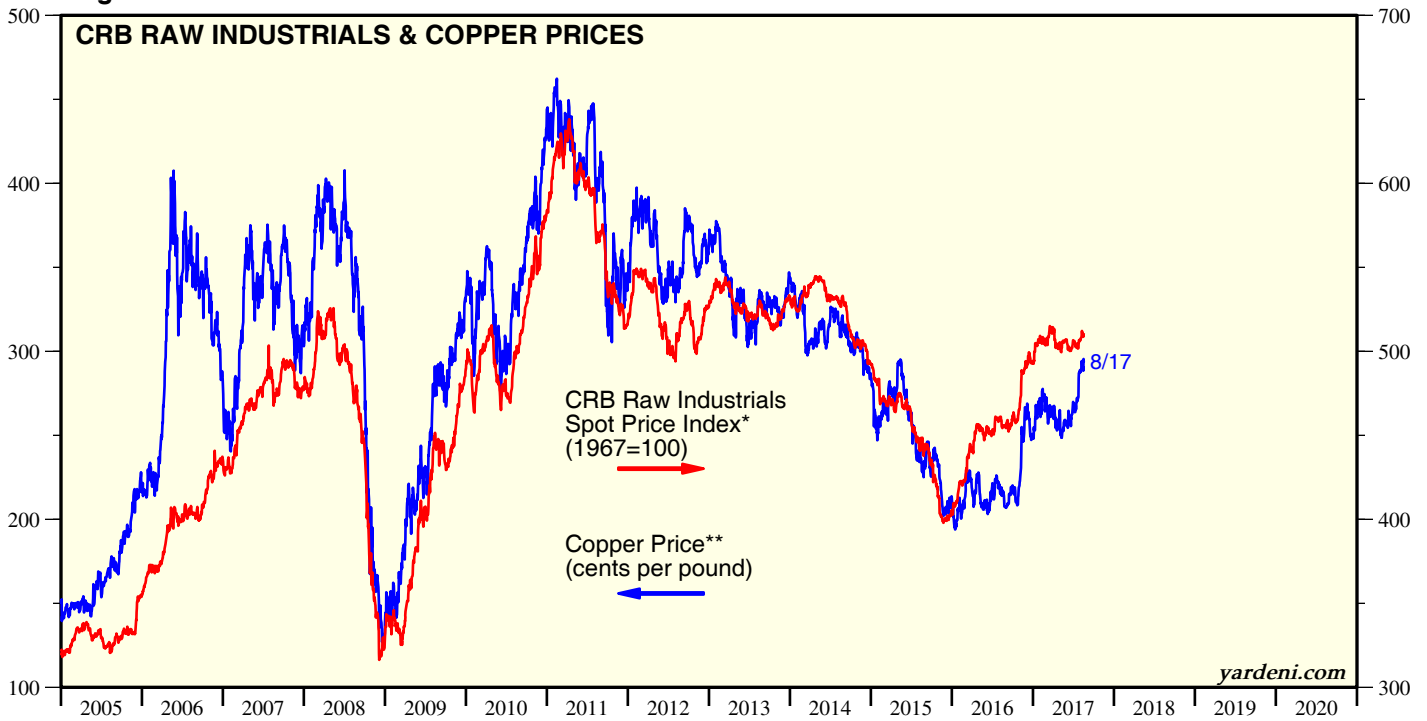


* Includes copper scrap, lead scrap, steel scrap, tin, zinc, burlap, cotton, print cloth, wool tops, hides, rosin, rubber, and tallow.

** Argentina, Australia, Brazil, Bulgaria, Canada, Chile, China, Colombia, Croatia, Czech Republic, Denmark, Ecuador, Egypt, France, Germany, Hong Kong, Hungary, Japan, India, Indonesia, Israel, Italy, Korea, Kuwait, Malaysia, Mexico, Morocco, New Zealand, Nigeria, Norway, Pakistan, Panama, Peru, Philippines, Poland, Romania, Russia Saudi Arabia, Singapore, South Africa, Spain, Sweden, Switzerland, Taiwan, Thailand, Turkey, United Kingdom, Ukraine, Uruguay, Venezuela, Vietnam, and United States. Source: Commodity Research Bureau and JP Morgan.

Commodity Price Indexes

Figure 7.

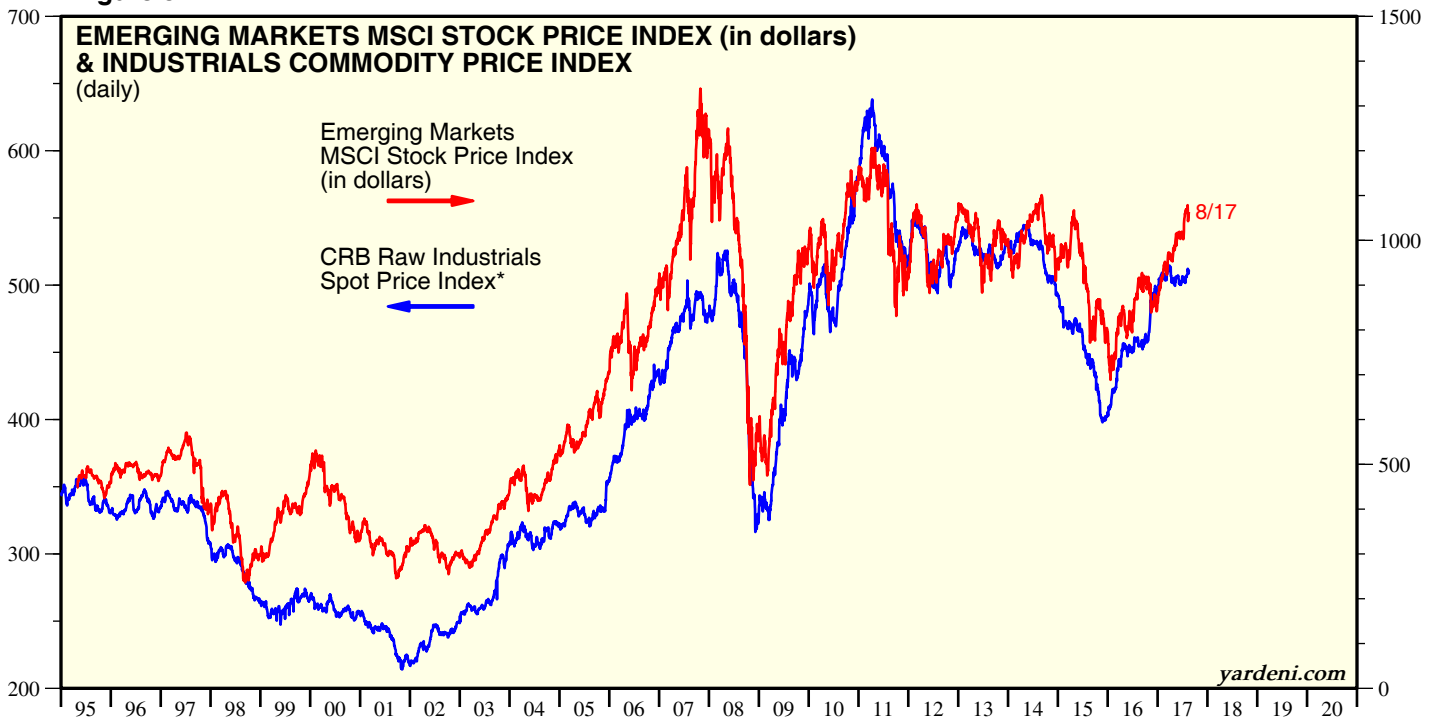


* Includes copper scrap, lead scrap, steel scrap, tin, zinc, burlap, cotton, print cloth, wool tops, hides, rosin, rubber, and tallow.

** Nearby futures contract.

Source: Commodity Research Bureau and Wall Street Journal.

Figure 8.

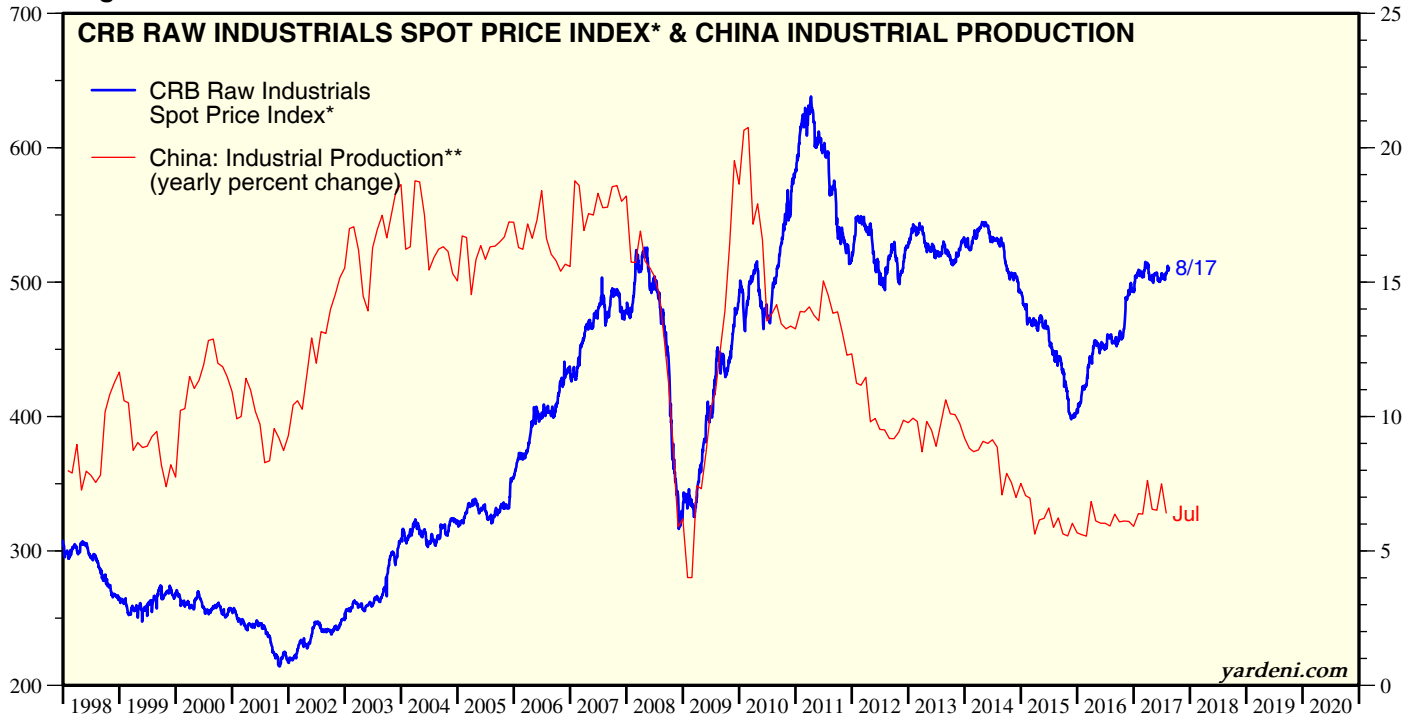


* Includes copper scrap, lead scrap, steel scrap, tin, zinc, burlap, cotton, print cloth, wool tops, hides, rosin, rubber, and tallow.

Source: Morgan Stanley Capital International and Commodity Research Bureau.

Commodity Price Indexes

Figure 9.

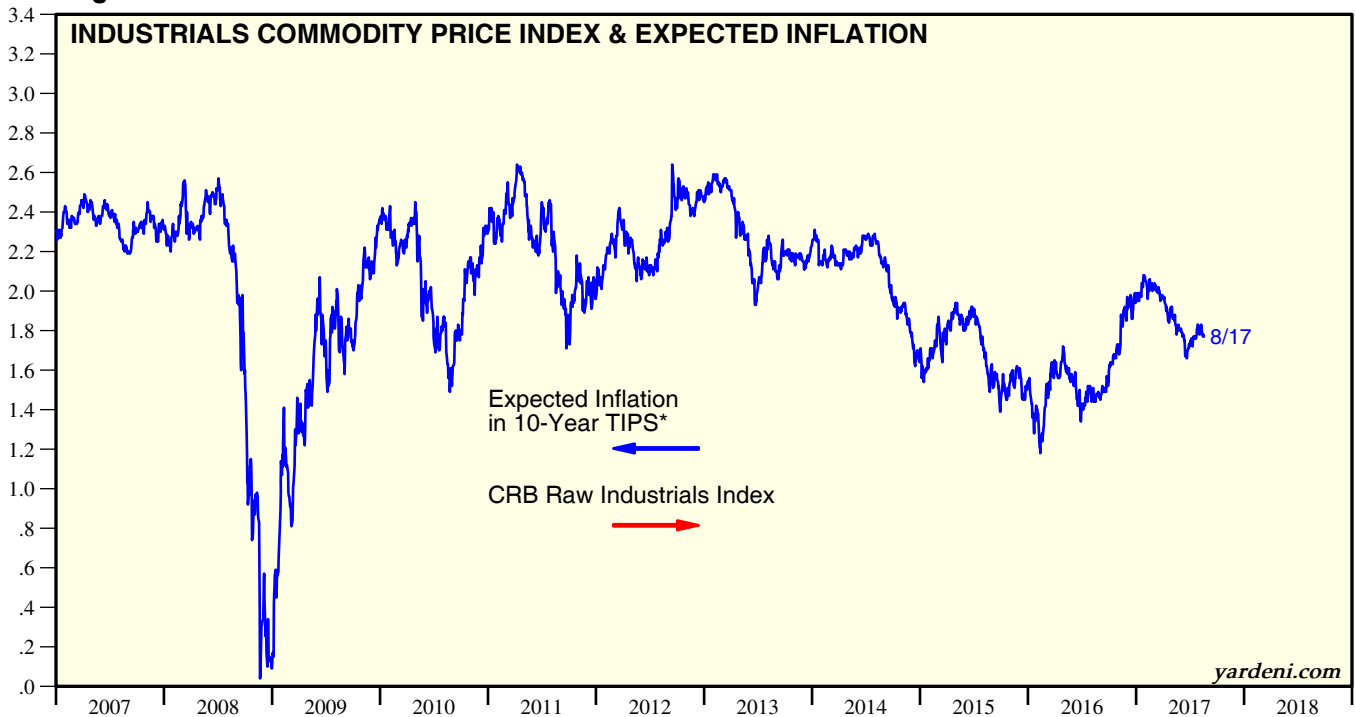


* Includes copper scrap, lead scrap, steel scrap, tin, zinc, burlap, cotton, print cloth, wool tops, hides, rosin, rubber, and tallow.

** Value added basis.

Source: IMF International Financial Statistics and Commodity Research Bureau.

Figure 10.



* Yield spread between 10-year US Treasury bond and comparable TIPS.

Source: Federal Reserve Board, US Treasury, and Bureau of Economic Analysis.

Copyright (c) Yardeni Research, Inc. 2017. All rights reserved. The information contained herein has been obtained from sources believed to be reliable, but is not necessarily complete and its accuracy cannot be guaranteed. No representation or warranty, express or implied, is made as to the fairness, accuracy, completeness, or correctness of the information and opinions contained herein. The views and the other information provided are subject to change without notice. All reports posted on www.yardeni.com, blog.yardeni.com, and YRI's Apps for iPads and iPhones are issued without regard to the specific investment objectives, financial situation, or particular needs of any specific recipient and are not to be construed as a solicitation or an offer to buy or sell any securities or related financial instruments. Past performance is not necessarily a guide to future results. Company fundamentals and earnings may be mentioned occasionally, but should not be construed as a recommendation to buy, sell, or hold the company's stock. Predictions, forecasts, and estimates for any and all markets should not be construed as recommendations to buy, sell, or hold any security--including mutual funds, futures contracts, and exchange traded funds, or any similar instruments.

The text, images, and other materials contained or displayed on any Yardeni Research, Inc. product, service, report, email or website are proprietary to Yardeni Research, Inc. and constitute valuable intellectual property. No material from any part of www.yardeni.com, blog.yardeni.com, and YRI's Apps for iPads and iPhones may be downloaded, transmitted, broadcast, transferred, assigned, reproduced or in any other way used or otherwise disseminated in any form to any person or entity, without the explicit written consent of Yardeni Research, Inc. All unauthorized reproduction or other use of material from Yardeni Research, Inc. shall be deemed willful infringement(s) of this copyright and other proprietary and intellectual property rights, including but not limited to, rights of privacy. Yardeni Research, Inc. expressly reserves all rights in connection with its intellectual property, including without limitation the right to block the transfer of its products and services and/or to track usage thereof, through electronic tracking technology, and all other lawful means, now known or hereafter devised. Yardeni Research, Inc. reserves the right, without further notice, to pursue to the fullest extent allowed by the law any and all criminal and civil remedies for the violation of its rights.

The recipient should check any email and any attachments for the presence of viruses. Yardeni Research, Inc. accepts no liability for any damage caused by any virus transmitted by this company's emails, website, blog and Apps. Additional information available on [request](#).