

Global Index Briefing: United Kingdom Energy Sector MSCI

Yardeni Research, Inc.

November 14, 2018

Dr. Ed Yardeni

516-972-7683
eyardeni@yardeni.com

Joe Abbott

732-497-5306
jabbott@yardeni.com

Please visit our sites at
www.yardeni.com
blog.yardeni.com



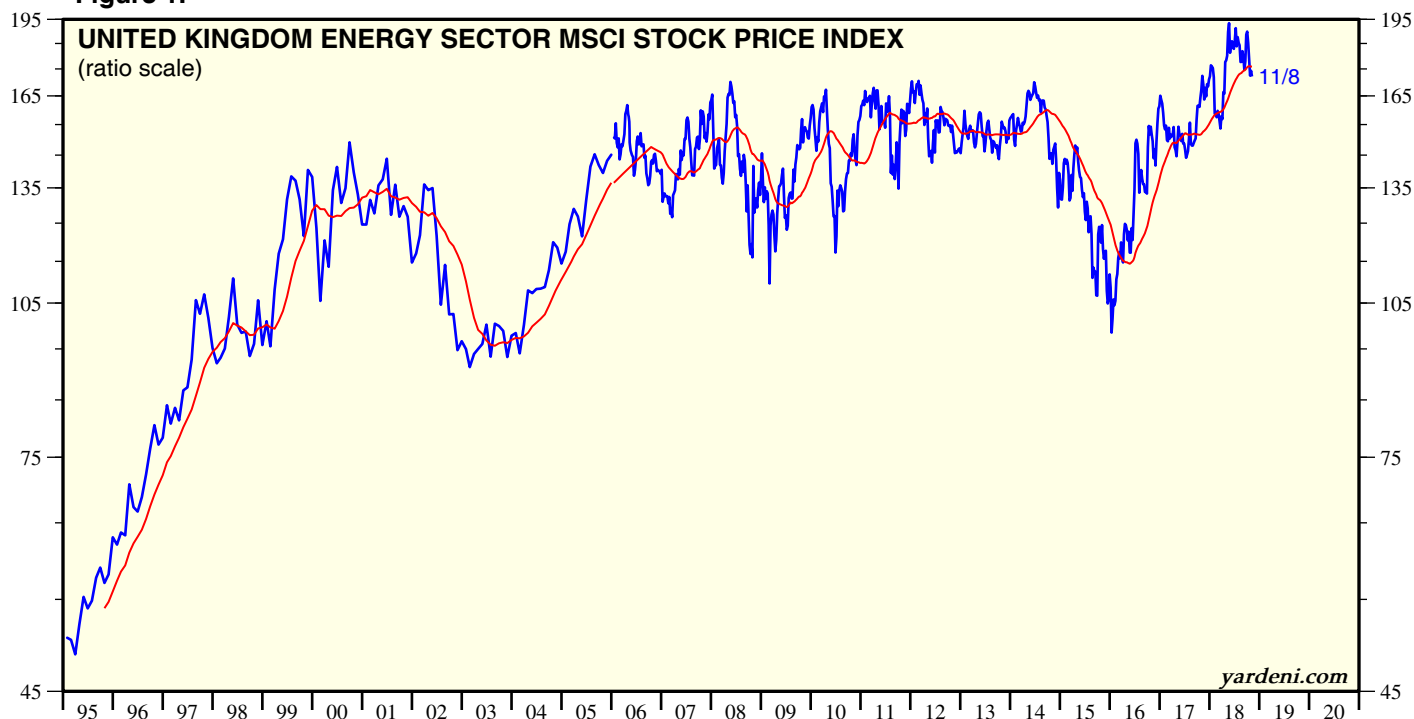
thinking outside the box

Table Of Contents

United Kingdom Energy Sector MSCI	
Stock Price Index	1
Earnings	2
Revenues & Margins	3
Valuation	4

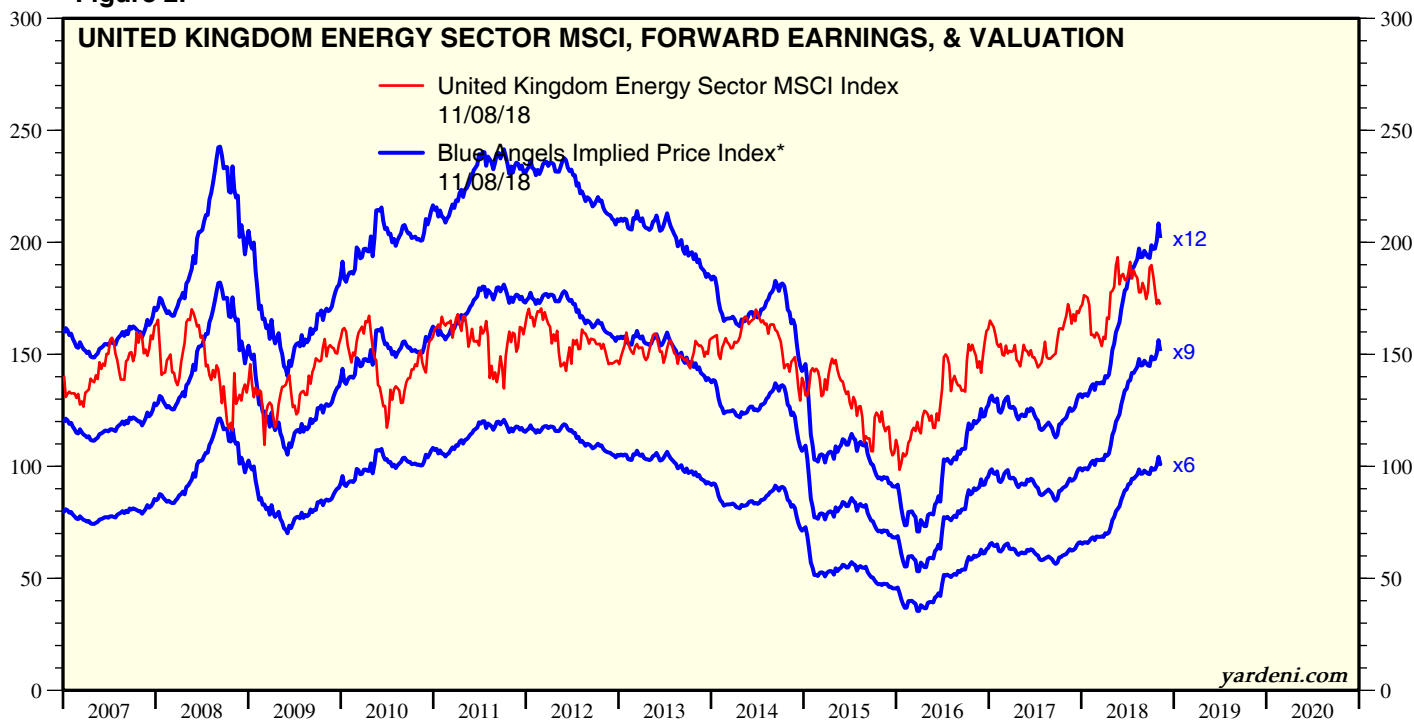
Stock Price Index

Figure 1.



— 200-day moving average (adjusted using monthly price data through 2005 and weekly thereafter).
Source: Morgan Stanley Capital International & Thomson Reuters I/B/E/S.

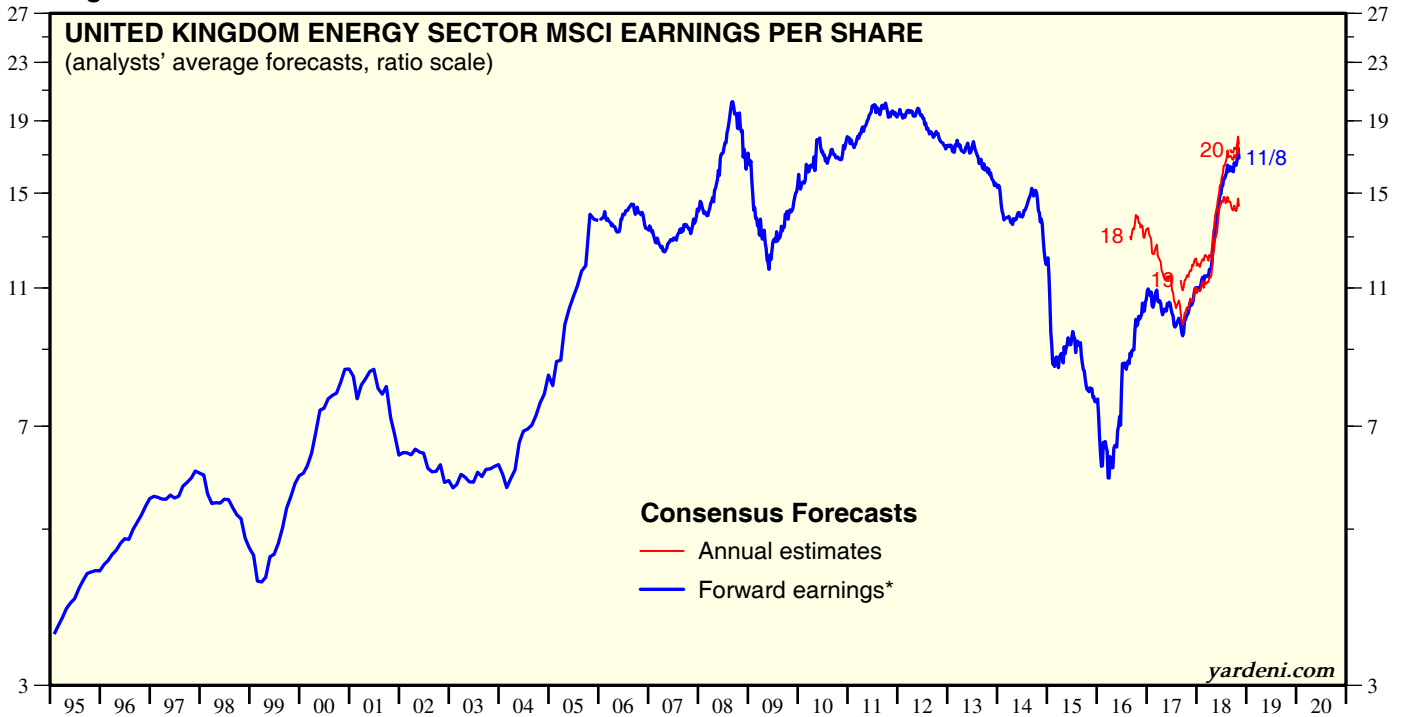
Figure 2.



* Implied price index calculated using forward earnings times forward P/Es. Monthly through December 2005, weekly thereafter.
Source: Standard & Poor's Corporation and I/B/E/S data by Refinitiv.

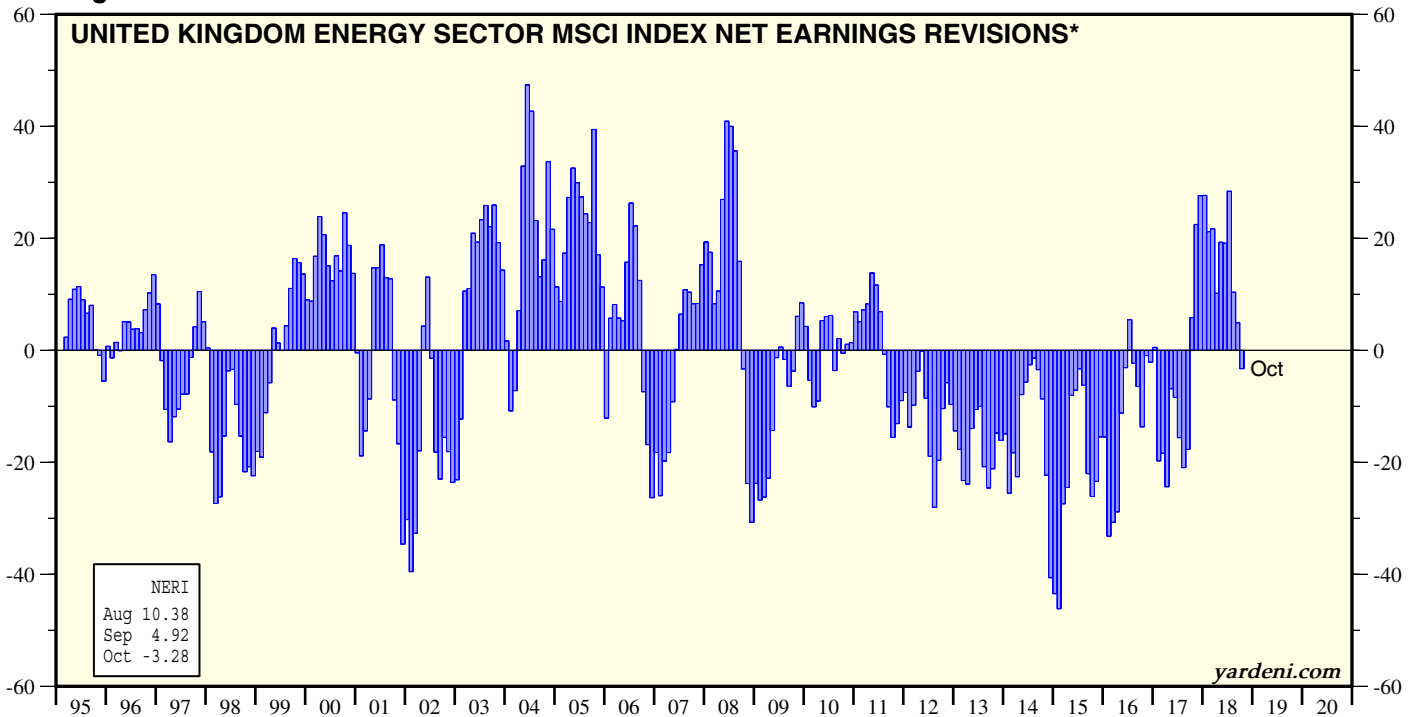
Earnings

Figure 3.



* Time-weighted average of consensus estimates for current year and next year. Monthly through December 2005, then weekly.
Source: I/B/E/S data by Refinitiv.

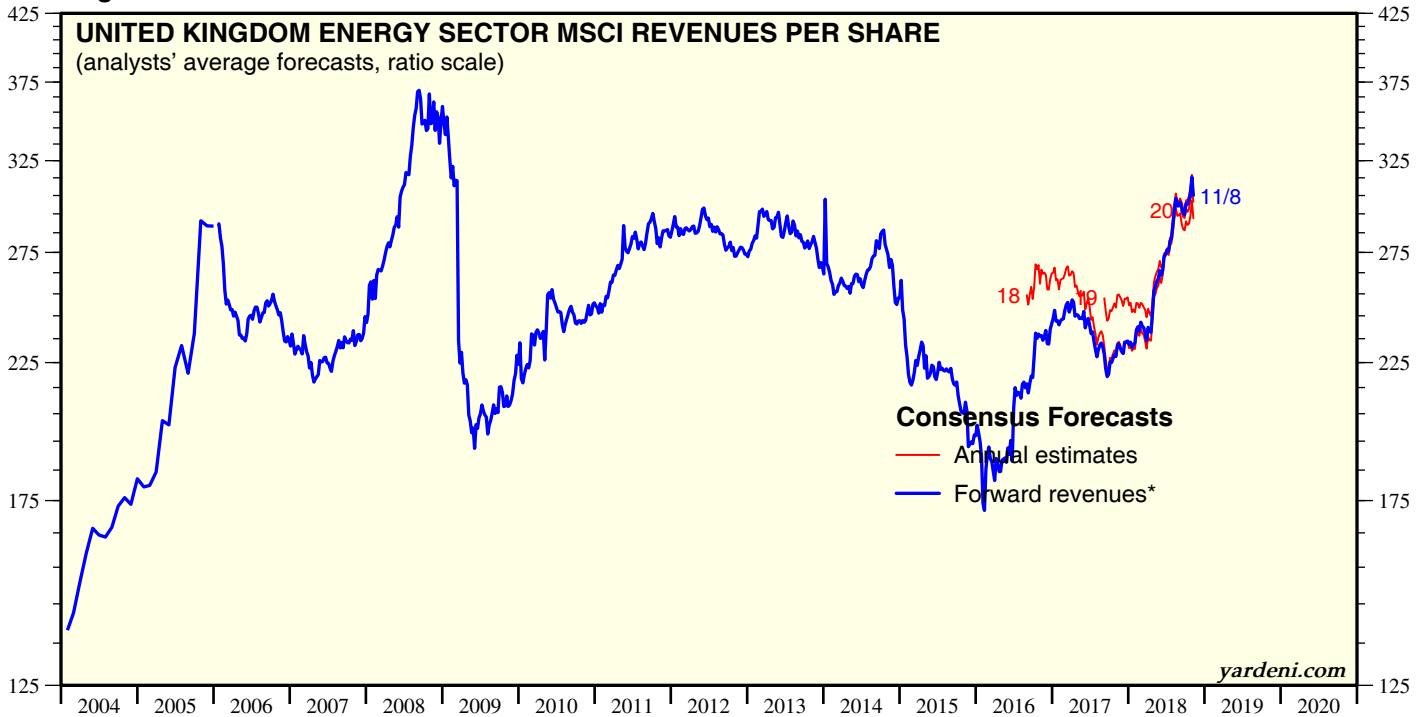
Figure 4.



* Three-month moving average of the number of forward earnings estimates up less number of estimates down, expressed as a percentage of the total number of forward earnings estimates.
Source: I/B/E/S data by Refinitiv.

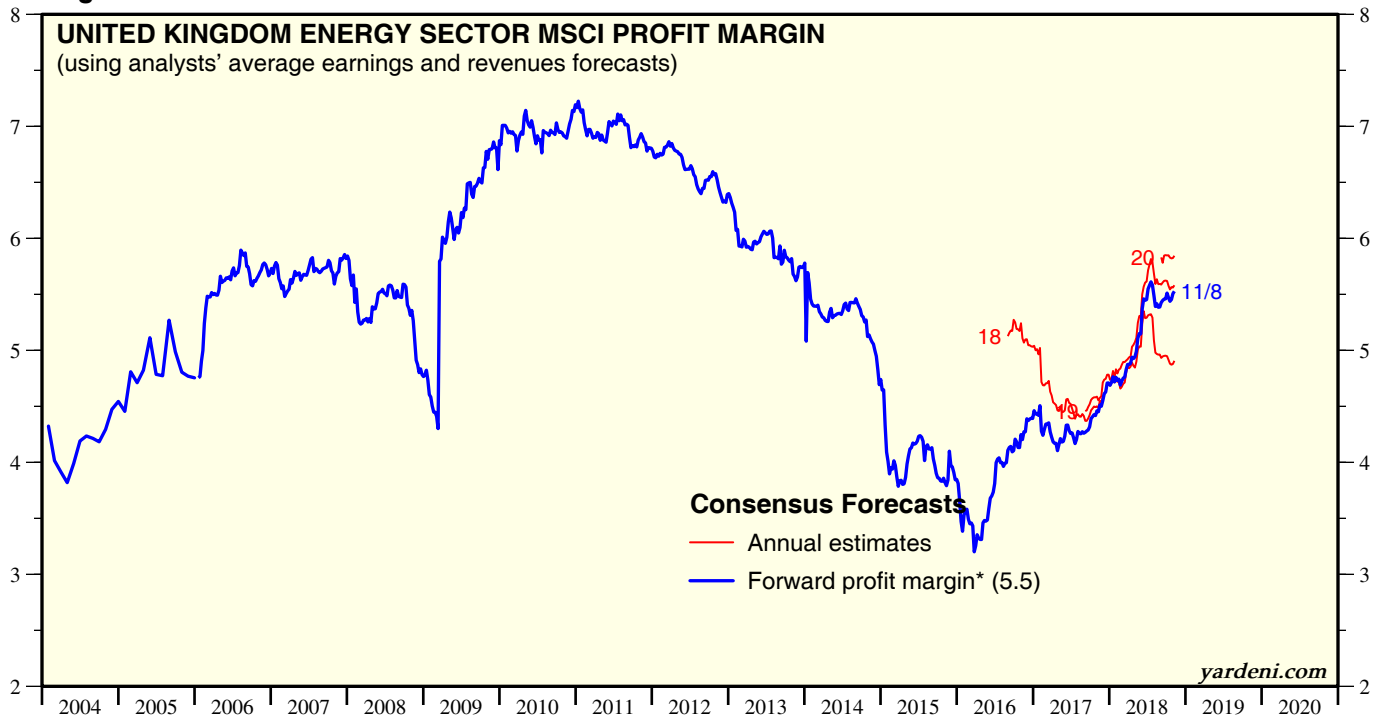
Revenues & Margins

Figure 5.



* Time-weighted average of consensus estimates for current year and next year. Monthly through December 2005, then weekly.
 Source: I/B/E/S data by Refinitiv.

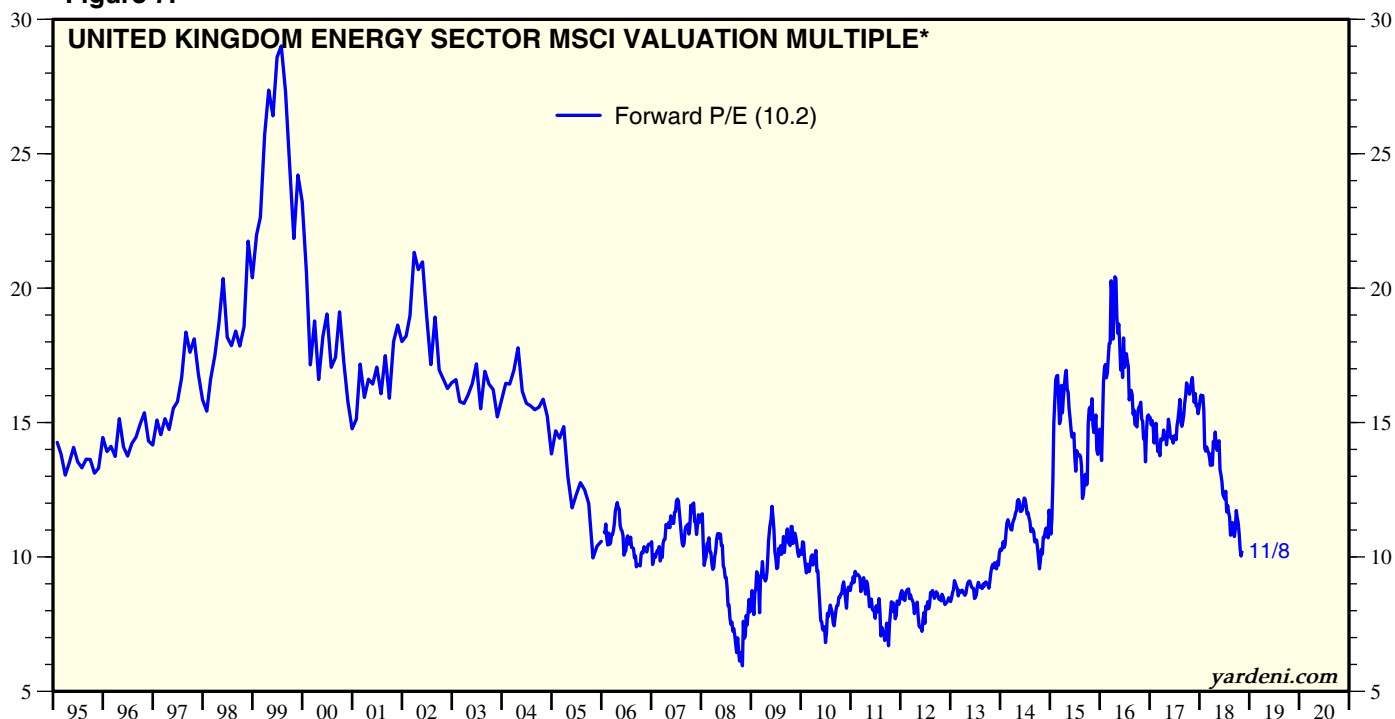
Figure 6.



* Time-weighted average of the consensus estimates for current year and next year. Monthly through December 2005, weekly thereafter.
 Source: I/B/E/S data by Refinitiv.

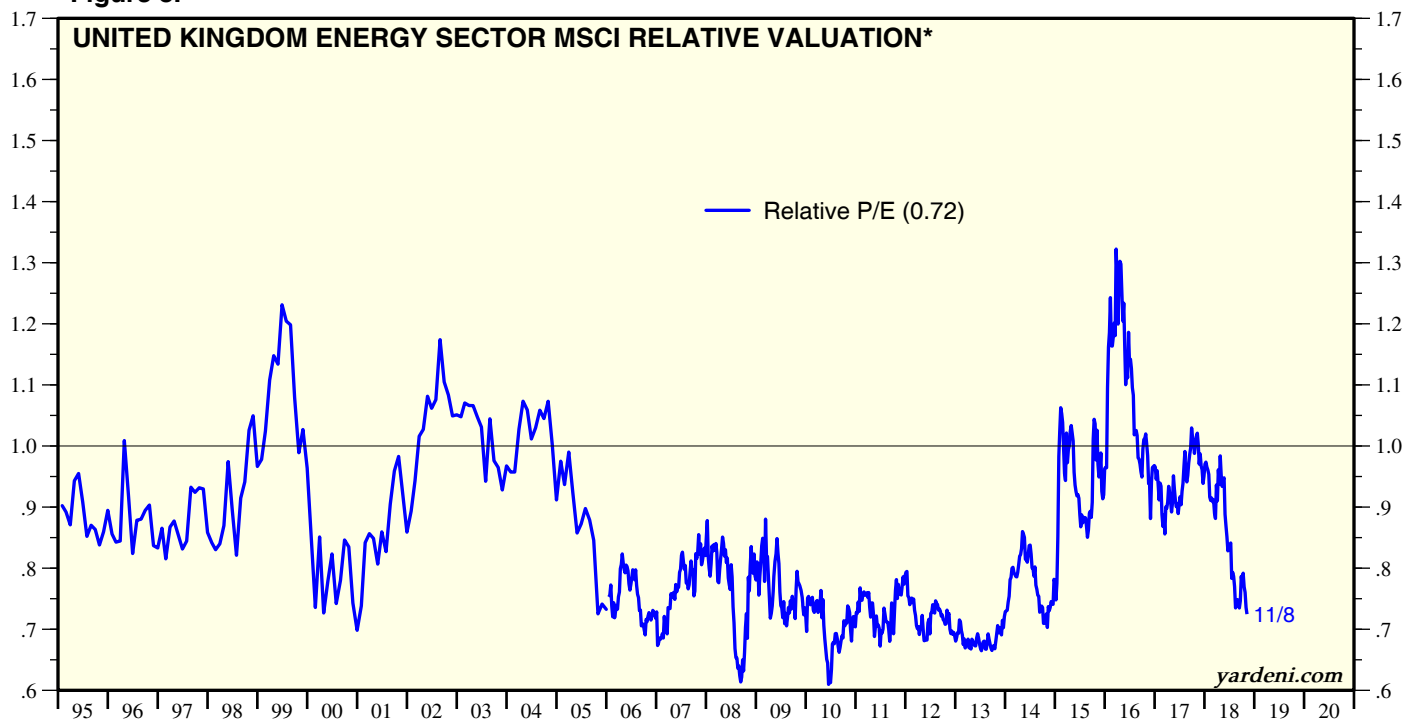
Valuation

Figure 7.



* Price divided by forward consensus expected earnings per share. Monthly data through December 2005, weekly thereafter.
Source: I/B/E/S data by Refinitiv.

Figure 8.



* Forward P/E of index relative to All Country World MSCI forward P/E. Monthly data through December 2005, weekly thereafter.
Source: I/B/E/S data by Refinitiv.

Copyright (c) Yardeni Research, Inc. 2018. All rights reserved. The information contained herein has been obtained from sources believed to be reliable, but is not necessarily complete and its accuracy cannot be guaranteed. No representation or warranty, express or implied, is made as to the fairness, accuracy, completeness, or correctness of the information and opinions contained herein. The views and the other information provided are subject to change without notice. All reports posted on www.yardeni.com, blog.yardeni.com, and YRI's Apps for iPads and iPhones are issued without regard to the specific investment objectives, financial situation, or particular needs of any specific recipient and are not to be construed as a solicitation or an offer to buy or sell any securities or related financial instruments. Past performance is not necessarily a guide to future results. Company fundamentals and earnings may be mentioned occasionally, but should not be construed as a recommendation to buy, sell, or hold the company's stock. Predictions, forecasts, and estimates for any and all markets should not be construed as recommendations to buy, sell, or hold any security--including mutual funds, futures contracts, and exchange traded funds, or any similar instruments.

The text, images, and other materials contained or displayed on any Yardeni Research, Inc. product, service, report, email or website are proprietary to Yardeni Research, Inc. and constitute valuable intellectual property. No material from any part of www.yardeni.com, blog.yardeni.com, and YRI's Apps for iPads and iPhones may be downloaded, transmitted, broadcast, transferred, assigned, reproduced or in any other way used or otherwise disseminated in any form to any person or entity, without the explicit written consent of Yardeni Research, Inc. All unauthorized reproduction or other use of material from Yardeni Research, Inc. shall be deemed willful infringement(s) of this copyright and other proprietary and intellectual property rights, including but not limited to, rights of privacy. Yardeni Research, Inc. expressly reserves all rights in connection with its intellectual property, including without limitation the right to block the transfer of its products and services and/or to track usage thereof, through electronic tracking technology, and all other lawful means, now known or hereafter devised. Yardeni Research, Inc. reserves the right, without further notice, to pursue to the fullest extent allowed by the law any and all criminal and civil remedies for the violation of its rights.

The recipient should check any email and any attachments for the presence of viruses. Yardeni Research, Inc. accepts no liability for any damage caused by any virus transmitted by this company's emails, website, blog and Apps. Additional information available on [request](#).